

Introductory sub-table (1)(a)

Name of the Company: SCAN PROJECTS LIMITED (FORMERLY KNOWN AS "AMBALA CEMENTS LIMITED")

Scrip Code, Name of the scrip, class of security: 531797, EQUITY SHARES, EQUITY

Quarter ended: 31/12/2014

Partly paid-up shares:-	No. of partly paid-up shares	As a % of total no. of partly paid-up shares	As a % of total no. of shares of the company
Held by promoter/promoter group	0	0	0
Held by public	0	0	0
Total - D	0	0	0

Outstanding convertible securities:-	No. of outstanding securities	As a % of total no. of outstanding convertible securities	As a % of total no. of shares of the company, assuming full conversion of the convertible securities
Held by promoter/promoter group	0	0	0
Held by public	0	0	0
Total - E	0	0	0

Warrants:-	No. of warrants	As a % of total no. of warrants	As a % of total no. of shares of the company, assuming full conversion of warrants
Held by promoter/promoter group	0	0	0
Held by public	0	0	0
Total - F	0	0	0


Total paid-up capital of the company, assuming full conversion of warrants and convertible securities

2873300

For SCAN PROJECTS LTD.

Compliance Officer

(B) Public shareholding		I		II		III		IV		V		VI		VII		VIII		IX		X	
Institutions		Individuals		i. Individual shareholders holding nominal share capital in excess of Rs. 1 lakh.		ii. Individual shareholders holding nominal share capital up to Rs 1 lakh		Promoter and Promoter Group		Public		Sub-Total (C)		GRAND TOTAL (A)+(B)+(C)							
(a)	(b)	(c)	(d)	(e)	(f)	(g)	(h)	(i)	(j)	(k)	(l)	(m)	(n)	(o)	(p)	(q)	(r)	(s)	(t)	(u)	(v)
Mutual Funds/ UTI	0	0	0	0	0	0	0	0	0	0	0	0	0	0	0	0	0	0	0	0	0
Financial Institutions/ Banks	0	0	0	0	0	0	0	0	0	0	0	0	0	0	0	0	0	0	0	0	0
Central Government/ State Government(s)	0	0	0	0	0	0	0	0	0	0	0	0	0	0	0	0	0	0	0	0	0
Venture Capital Funds	0	0	0	0	0	0	0	0	0	0	0	0	0	0	0	0	0	0	0	0	0
Insurance Companies	0	0	0	0	0	0	0	0	0	0	0	0	0	0	0	0	0	0	0	0	0
Foreign Institutional Investors	0	0	0	0	0	0	0	0	0	0	0	0	0	0	0	0	0	0	0	0	0
Foreign Venture Capital Investors	0	0	0	0	0	0	0	0	0	0	0	0	0	0	0	0	0	0	0	0	0
Any Other (specify)	0	0	0	0	0	0	0	0	0	0	0	0	0	0	0	0	0	0	0	0	0
Sub-Total (B)(1)	0	0	0	0	0	0	0	0	0	0	0	0	0	0	0	0	0	0	0	0	0
B 2 Non-institutions																					
Bodies Corporate	5	176300	0	6.14	6.14	0	0.00	0	0.00	0	0.00	0	0.00	0	0.00	0	0.00	0	0.00	0	0.00
Individuals																					
I																					
ii. Individual shareholders holding nominal share capital in excess of Rs. 1 lakh.																					
Any Other (specify)	0	0	0	0.00	0.00	0	0.00	0	0.00	0	0.00	0	0.00	0	0.00	0	0.00	0	0.00	0	0.00
Sub-Total (B)(2)	231	1026600	7300	35.73	35.73	0	0.00	0	0.00	0	0.00	0	0.00	0	0.00	0	0.00	0	0.00	0	0.00
TOTAL (A)+(B)																					
241		2873300		1723370		100.00		100.00		0		0.00		0		0.00		0		0.00	
(C) Shares held by Custodians and against which Depository Receipts have been issued																					
1 Promoter and Promoter Group																					
2 Public																					
Sub-Total (C)																					
0		0		0		0		0		0		0		0		0		0		0	
GRAND TOTAL (A)+(B)+(C)		241		2873300		1723370		100.00		100.00		0		0.00		0		0.00		0	

For SCAN PROJECTS LTD.

Company Officer

Sr.No	Notes
1	
2	Note: The Company has forfeited 2138400 Equity Shares in the Meeting of Board of Directors held on 24 - 03 - 2001 in terms of Articles of Association of the Company in consequences of having failed to pay Calls due thereon 12/03/2001.
3	
4	
5	
6	
7	
8	
9	

FOR SCAN PROJECTS LTD.


Compliance Officer

(1)(b) Statement showing holding of securities (including shares, warrants, convertible securities) of persons belonging to the categories "Promoter and Promoter Group".

Sl. No.	Name of the shareholder	Details of Shares held	Encumbered shares (1)	Details of warrants		Details of convertible securities		Total shares (including underlying shares assuming full conversion of warrants and convertible securities) as a % of diluted share capital
				As a % of grand total (A)+(B)+(C)	No. As a percentage of total (A)+(B)+(C) of sub-class (D+E)	Number of warrants held	As a % total number of warrants of the same class	
1	SUNIL CHANDRA	315910	10.99	0	0	0	0	315910
2	SUDHIR CHANDRA	300450	10.16	0	0	0	0	300450
3	SUDHESH CHANDRA	181100	6.30	0	0	0	0	181100
4	MAJAY LAXMI	451500	15.71	0	0	0	0	451500
5	KRISHNAN KUMAR	141500	4.92	0	0	0	0	141500
6	KAVITA CHANDRA	129500	4.31	0	0	0	0	129500
7	ALKA CHANDRA	121100	4.21	0	0	0	0	121100
8	NIRMAL GUPTA	60000	2.09	0	0	0	0	60000
9	SIGMA TRADERS PVT. LTD.	130630	4.35	0	0	0	0	130630
10	SMRITI GUPTA	15000	0.52	0	0	0	0	15000
	TOTAL	1846700	64.27	0	0.00	0	0	1846700

(1) The term "encumberance" has the same meaning as assigned to it in regulation 28(9) of the SAST Regulations, 2011

FOR SCAN PROJECTS LTD.
Compliance Officer

(D)(c)(i) Statement showing holding of securities (including shares, warrants, convertible securities) of persons belonging to the category "Public" and holding more than 1% of the total number of shares

Sr. No.	Name of the shareholder	Number of shares held	Shares as a percentage of total number of shares {i.e., Grand Total (A)+(B)+(C) indicated in Statement at para (D)(a) above}	Details of warrants		Details of convertible securities		Total shares (including underlying shares assuming full conversion of warrants and convertible securities) as a % of diluted share capital
				Number of warrants held	As a % total number of warrants of the same class	Number of convertible securities held	% w.r.t total number of convertible securities of the same class	
1	RELJANT FINLEASE PVT. LTD.	37000	1.29	0	#DIV/0!	0	#DIV/0!	37000
2	EXULT FINANCE PVT LTD.	100000	3.48	0	#DIV/0!	0	#DIV/0!	100000
3	RELIABLE FINCAP PVT. LTD.	33100	1.15	0	#DIV/0!	0	#DIV/0!	33100
4	PUKHRAJ JAIN	50000	1.74	0	#DIV/0!	0	#DIV/0!	50000
5	HARISH PUNJABI	75000	2.61	0	#DIV/0!	0	#DIV/0!	75000
6	AJAY JAIN	100000	3.48	0	#DIV/0!	0	#DIV/0!	100000
7	DEEPAK SHAH	75000	2.61	0	#DIV/0!	0	#DIV/0!	75000
8	KANTILAL B SHAH	100000	3.48	0	#DIV/0!	0	#DIV/0!	100000
TOTAL		570100	19.84	0	#DIV/0!	0	#DIV/0!	570100


For SCAN PROJECTS LTD.


 Company Officer

(D)(c)(ii) Statement showing holding of securities (including shares, warrants, convertible securities) of persons (together with PAC) belonging to the category "Public" and holding more than 5% of the total number of shares of the company

Sr. No.	Name(s) of the shareholder(s) and the Persons Acting in Concert (PAC) with them	Number of shares	Shares as a percentage of total number of shares {i.e., Grand Total (A)+(B)+(C) indicated in Statement at para (D)(a) above}	Details of warrants		Details of convertible securities		Total shares (including underlying shares assuming full conversion of warrants and convertible securities) as a % of diluted share capital
				Number of warrants	As a % total number of warrants of the same class	Number of convertible securities held	% w.r.t total number of convertible securities of the same class	
TOTAL		0	0.00	0	#DIV/0!	0	#DIV/0!	0

For SCAN PROJECTS LTD.


Compliance Officer

(1)(d) Statement showing details of locked-in shares

Sr. No.	Name of the shareholder	Number of locked-in shares	Locked-in shares as a percentage of total number of shares {i.e., Grand Total (A)+(B)+(C) indicated in Statement at para 1(a) above}
1			0.00
2			0.00
3			0.00
4			0.00
5			0.00
6			0.00
7			0.00
8			0.00
9			0.00
TOTAL		0	0.00

For SCAN PROJECTS LTD.


Compliance Officer

(II)(a) Statement showing details of Depository Receipts (DRs)

Sr. No.	Type of outstanding DR (ADRs, GDRs, SDRs, etc.)	Number of outstanding DRs	Number of shares underlying outstanding DRs	Shares underlying outstanding DRs as a percentage of total number of shares {i.e., Grand Total (A)+(B)+(C) indicated in Statement at para (I)(a) above}
1				0.00
2				0.00
3				0.00
4				0.00
5				0.00
6				0.00
7				0.00
8				0.00
9				0.00
TOTAL		0	0	0.00


For SCAN PROJECTS LTD.


Company Officer

(II)(b) Statement showing holding of Depository Receipts (DRs), where underlying shares held by "promoter/promoter group" are in excess of 1% of the total number of shares

Sr. No.	Name of the DR Holder	Type of outstanding DR (ADRs, GDRs, SDRs, etc.)	Number of shares underlying outstanding DRs	Shares underlying outstanding DRs as a percentage of total number of shares i.e., Grand Total (A)+(B)+(C) indicated in Statement at para (I)(a) above}
1				0.00
2				0.00
3				0.00
4				0.00
5				0.00
6				0.00
7				0.00
8				0.00
9				0.00
TOTAL			0	0.00

For SCAN PROJECTS LTD.


Compliance Officer