

Introductory sub-table (I)(a)

Name of the Company: SCAN PROJECTS LIMITED (FORMERLY KNOWN AS "AMBALA CEMENTS LIMITED")				
Scrip Code, Name of the scrip, class of security: 531797, EQUITY SHARES, EQUITY				
Quarter ended: 30/06/2014				
<b>Partly paid-up shares:-</b>				
	No. of partly paid-up shares	As a % of total no. of partly paid-up shares	As a % of total no. of shares of the company	
Held by promoter/promoter group	0	0		0
Held by public	0	0		0
<b>Total - D</b>	<b>0</b>	<b>0</b>		<b>0</b>
<b>Outstanding convertible securities:- No. of outstanding securities</b>				
	No. of outstanding securities	As a % of total no. of outstanding convertible securities	As a % of total no. of shares of the company, assuming full conversion of the convertible securities	
Held by promoter/promoter group	0	0		0
Held by public	0	0		0
<b>Total - E</b>	<b>0</b>	<b>0</b>		<b>0</b>
<b>Warrants:-</b>				
	No. of warrants	As a % of total no. of warrants	As a % of total no. of shares of the company, assuming full conversion of warrants	
Held by promoter/promoter group	0	0		0
Held by public	0	0		0
<b>Total - F</b>	<b>0</b>	<b>0</b>		<b>0</b>
<b>Total paid-up capital of the company, assuming full conversion of warrants and convertible securities</b>		<b>2873300</b>		<b>100</b>

For SCAN PROJECTS LTD.


Compliance Officer



Statement Showing Shareholding Pattern									
Category code	Category of Shareholder	Table (I)(a)				Total shareholding as a percentage of total number of shares		Shares Pledged or otherwise encumbered	
		Number of Shareholders	Total number of shares	Number of shares held in dematerialized form	As a percentage of (A+B) <sup>1</sup>	As a percentage of (A+B+C)	Number of shares	As a percentage	
		(iii)	(iv)	(v)	(vi)	(vii)	(viii)	(ix)=(viii)/(iv)*100	
(A)	Shareholding of Promoter and								
1	Indian								
(a)	Individuals' Hindu Undivided Family								
		9	1716070	1716070	59.72	59.72	0	0.00	
(b)	Central Government/ State Government(s)	0	0	0	0.00	0.00	0	#DIV/0!	
(c)	Bodies Corporate	1	130630	0	4.55	4.55	0	0.00	
(d)	Financial Institutions/ Banks	0	0	0	0.00	0.00	0	#DIV/0!	
(e)	Any Others(Specify)	0	0	0	0.00	0.00	0	#DIV/0!	
(e-i)									
(e-ii)									
	<b>Sub Total(A)(1)</b>	<b>10</b>	<b>1846700</b>	<b>1716070</b>	<b>64.27</b>	<b>64.27</b>	<b>0</b>	<b>0.00</b>	
2	Foreign								
a	Individuals (Non-Residents Individuals/ Foreign Individuals)	0	0	0	0.00	0.00	0	#DIV/0!	
b	Bodies Corporate	0	0	0	0.00	0.00	0	#DIV/0!	
c	Institutions	0	0	0	0.00	0.00	0	#DIV/0!	
d	Any Others(Specify)	0	0	0	0.00	0.00	0	#DIV/0!	
d-i									
d-ii									
	<b>Sub Total(A)(2)</b>	<b>0</b>	<b>0</b>	<b>0</b>	<b>0.00</b>	<b>0.00</b>	<b>0</b>	<b>#DIV/0!</b>	
	<b>Total Shareholding of Promoter and</b>	<b>10</b>	<b>1846700</b>	<b>1716070</b>	<b>64.27</b>	<b>64.27</b>	<b>0</b>	<b>0.00</b>	



<b>(B)</b>	<b>Public shareholding</b>							
<b>1</b>	<b>Institutions</b>							
(a)	Mutual Funds/ UTI	0	0	0	0.00	0.00	0	#DIV/0!
(b)	Financial Institutions Banks	1	6000	0	0.21	0.21	0	0.00
(c)	Central Government/ State Government(s)	0	0	0	0.00	0.00	0	#DIV/0!
(d)	Venture Capital Funds	0	0	0	0.00	0.00	0	#DIV/0!
(e)	Insurance Companies	0	0	0	0.00	0.00	0	#DIV/0!
(f)	Foreign Institutional Investors	0	0	0	0.00	0.00	0	#DIV/0!
(g)	Foreign Venture Capital Investors	0	0	0	0.00	0.00	0	#DIV/0!
(h)	Any Other (specify)	0	0	0	0.00	0.00	0	#DIV/0!
(h-i)								
(h-ii)								
	<b>Sub-Total (B)(1)</b>	<b>1</b>	<b>6000</b>	<b>0</b>	<b>0.21</b>	<b>0.21</b>	<b>0</b>	<b>0.00</b>
<b>B 2</b>	<b>Non-institutions</b>							
(a)	Bodies Corporate	5	176300	0	6.14	6.14	0	0.00
(b)	Individuals				0.00	0.00	0	#DIV/0!
	Individuals - i Individual shareholders holding nominal share capital up to Rs 1 lakh	1	844300	6100	29.38	29.38	0	0.00
	ii Individual shareholders holding nominal share capital in excess of Rs. 1 lakh	0	0	0	0.00	0.00	0	#DIV/0!
(c)	Any Other (specify)	0	0	0	0.00	0.00	0	#DIV/0!
(c-i)								
(c-ii)								
	<b>Sub-Total (B)(2)</b>	<b>231</b>	<b>1020600</b>	<b>6100</b>	<b>35.52</b>	<b>35.52</b>	<b>0</b>	<b>0.00</b>
<b>(B)</b>	<b>Total Public Shareholding (B)= (B)(1)+(B)(2)</b>	<b>232</b>	<b>1026600</b>	<b>6100</b>	<b>35.73</b>	<b>35.73</b>	<b>0</b>	<b>0.00</b>
	<b>TOTAL (A)+(B)</b>	<b>242</b>	<b>2873300</b>	<b>1722170</b>	<b>100.00</b>	<b>100.00</b>	<b>0</b>	<b>0.00</b>
<b>(C)</b>	<b>Shares held by Custodians and against which Depository Receipts have been issued</b>							
1	Promoter and Promoter Group	0	0	0	0.00	0.00	0	#DIV/0!
2	Public	0	0	0	0.00	0.00	0	#DIV/0!
	<b>Sub-Total (C)</b>	<b>0</b>	<b>0</b>	<b>0</b>	<b>0.00</b>	<b>0.00</b>	<b>0</b>	<b>0.00</b>
	<b>GRAND TOTAL (A)+(B)+(C)</b>	<b>242</b>	<b>2873300</b>	<b>1722170</b>	<b>100.00</b>	<b>100.00</b>	<b>0</b>	<b>0.00</b>




Sr.No	Notes
1	Note: The Company has forfeited 2138400 Equity Shares in the Meeting of Board of Directors held on 24 – 03 – 2001 in terms of Articles of Association of the Company in consequences of having failed to pay Calls due thereon 12/03/2001.
2	
3	
4	
5	
6	
7	
8	
9	



(I)(b) Statement showing holding of securities (including shares, warrants, convertible securities) of persons belonging to the category "Promoter and Promoter Group"

Sr. No.	Name of the shareholder	Details of Shares held		Encumbered shares (*)			Details of warrants		Details of convertible securities		Total shares (including underlying shares assuming full conversion of warrants and convertible securities) as a % of diluted share capital
		Number of shares held	As a % of grand total (A)+(B)+(C)	No.	As a percentage	As a % of grand total (A)+(B)+(C) of sub-clause (I)(a)	Number of warrants held	As a % total number of warrants of the same class	Number of convertibles held	As a % total number of convertibles of the same class	
(i)	(ii)	(iii)	(iv)	(v)	(vi)=(v)/(iii)*100	(vii)	(viii)	(ix)	(x)	(xi)	(xii)
1	SUNIL CHANDRA	315910	10.99	0	0.00	0.00	0	#DIV/0!	0	#DIV/0!	315910
2	SUDHIR CHANDRA	300460	10.46	0	0.00	0.00	0	#DIV/0!	0	#DIV/0!	300460
3	SUMESH CHANDRA	181100	6.30	0	0.00	0.00	0	#DIV/0!	0	#DIV/0!	181100
4	VIJAY LAXMI	451500	15.71	0	0.00	0.00	0	#DIV/0!	0	#DIV/0!	451500
5	KRISHAN KUMAR	141500	4.92	0	0.00	0.00	0	#DIV/0!	0	#DIV/0!	141500
6	KAVITA CHANDRA	129500	4.51	0	0.00	0.00	0	#DIV/0!	0	#DIV/0!	129500
7	ALKA CHANDRA	121100	4.21	0	0.00	0.00	0	#DIV/0!	0	#DIV/0!	121100
8	NIRMAL GUPTA	60000	2.09	0	0.00	0.00	0	#DIV/0!	0	#DIV/0!	60000
9	SIGMA TRADERS PVT. LTD.	130630	4.55	0	0.00	0.00	0	#DIV/0!	0	#DIV/0!	130630
10	SMRITI GUPTA	15000	0.52	0	0.00	0.00	0	#DIV/0!	0	#DIV/0!	15000
	<b>TOTAL</b>	<b>1846700</b>	<b>64.27</b>	<b>0</b>	<b>0.00</b>	<b>0.00</b>	<b>0</b>	<b>#DIV/0!</b>	<b>0</b>	<b>#DIV/0!</b>	<b>1846700</b>

(\*) The term "encumbrance" has the same meaning as assigned to it in regulation 28(3) of the SAST Regulations, 2011





(1)(c)(ii) Statement showing holding of securities (including shares, warrants, convertible securities) of persons (together with PAC) belonging to the category "Public" and holding more than 5% of the total number of shares of the company

Sr. No.	Name(s) of the shareholder(s) and the Persons Acting in Concert (PAC) with them	Number of shares	Shares as a percentage of total number of shares (i.e., Grand Total (A)+(B)+(C) indicated in Statement at para (1)(a) above)	Details of warrants		Details of convertible securities		Total shares (including underlying shares assuming full conversion of warrants and convertible securities) as a % of diluted share capital
				Number of warrants	As a % total number of warrants of the same class	Number of convertible securities held	% w.r.t total number of convertible securities of the same class	
<b>TOTAL</b>		<b>0</b>	<b>(0.00)</b>	<b>0</b>	<b>#DIV/0!</b>	<b>0</b>	<b>#DIV/0!</b>	<b>0</b>



(I)(d) Statement showing details of locked-in shares


Sr. No.	Name of the shareholder	Number of locked-in shares	Locked-in shares as a percentage of total number of shares (i.e., Grand Total (A)+(B)+(C) indicated in Statement at para (I)(a) above)
1			0.00
2			0.00
3			0.00
4			0.00
5			0.00
6			0.00
7			0.00
8			0.00
9			0.00
<b>TOTAL</b>		<b>0</b>	<b>0.00</b>





(II)(a) Statement showing details of Depository Receipts (DRs)

Sr. No.	Type of outstanding DR (ADRs, GDRs, SDRs, etc.)	Number of outstanding DRs	Number of shares underlying outstanding DRs	Shares underlying outstanding DRs as a percentage of total number of shares {i.e., Grand Total (A)+(B)+(C) indicated in Statement at para (I)(a) above}
1				0.00
2				0.00
3				0.00
4				0.00
5				0.00
6				0.00
7				0.00
8				0.00
9				0.00
<b>TOTAL</b>		<b>0</b>	<b>0</b>	<b>0.00</b>



(H)(b) Statement showing holding of Depository Receipts (DRs), where underlying shares held by "promoter/promoter group" are in excess of 1% of the total number of shares

Sr. No.	Name of the DR Holder	Type of outstanding DR (ADRs, GDRs, SDRs, etc.)	Number of shares underlying outstanding DRs	Shares underlying outstanding DRs as a percentage of total number of shares (i.e., Grand Total (A)+(B)+(C) indicated in Statement at para (I)(a) above)
1				0.00
2				0.00
3				0.00
4				0.00
5				0.00
6				0.00
7				0.00
8				0.00
9				0.00
<b>TOTAL</b>			<b>0</b>	<b>0.00</b>

