

Introductory sub-table (I)(a)

Name of the Company: SCAN PROJECTS LIMITED (FORMERLY KNOWN AS "AMBALA CEMENTS LIMITED")

Scrip Code, Name of the Scrip, class of security: 531797, EQUITY SHARES, EQUITY

Quarter ended: 31/03/2014

Partly paid shares:-	No. of partly paid-up shares	As a % of total no. of partly paid-up shares	As a % of total no. of shares of the company
Held by promoter/ promoter group	0		0
Held by public	0		0
Total - D	0		0

Outstanding convertible securities:-	No. of outstanding securities	As a % of total no. of outstanding convertible securities	As a % of total no. of shares of the company, assuming full conversion of the convertible securities
Held by promoter/ promoter group	0		0
Held by public	0		0
Total - E	0		0


Warrants:-	No. of warrants	As a % of total no. of warrants	As a % of total no. of shares of the company, assuming full conversion of warrants
Held by promoter/ promoter group	0		0
Held by public	0		0
Total - F	0		0

Total paid up capital of the company, assuming full conversion of warrants and convertible securities


2873300

For SCAN PROJECTS LTD.


[Signature]
Compliance Officer



Statement Showing Shareholding Pattern								
Name of the Company :		SCAN PROJETS LIMITED (Formerly known as Ambala Cements Limited)						
Scrip Code : BSE		531797	Quarter Ended : 31/03/2014					
Category code	Category of Shareholder	Number of Shareholders	Total number of shares	Number of shares held in dematerialized form	Total shareholding as a percentage of total		Shares Pledged or otherwise encumbered	
					As a percentage of(A+B) ¹	As a percentage of (A+B+C)	Number of shares	As a percentage
(A)	Shareholding of Promoter and Promoter Group							
1	Indian							
(a)	Individuals/ Hindu Undivided Family	9	1716070	1716070	59.72	59.72	0	0.00
(b)	Central Government/ State Government(s)	0	0	0	0.00	0.00	0	0.00
(c)	Bodies Corporate	1	130630	0	4.55	4.55	0	0.00
(d)	Financial Institutions/ Banks	0	0	0	0.00	0.00	0	0.00
(e)	Any Others(Specify)	0	0	0	0.00	0.00	0	0.00
(e-i)		0	0	0	0.00	0.00	0	0.00
(e-ii)		0	0	0	0.00	0.00	0	0.00
	Sub Total(A)(1)	10	1846700	1716070	64.27	64.27	0	0.00
2	Foreign							
a	Individuals (Non-Residents Individuals/ Foreign Individuals)	0	0	0	0.00	0.00	0	0.00
b	Bodies Corporate	0	0	0	0.00	0.00	0	0.00
c	Institutions	0	0	0	0.00	0.00	0	0.00
d	Any Others(Specify)	0	0	0	0.00	0.00	0	0.00
d-i		0	0	0	0.00	0.00	0	0.00
d-ii		0	0	0	0.00	0.00	0	0.00
	Sub Total(A)(2)	0	0	0	0.00	0.00	0	0.00
	Total Shareholding of Promoter and Promoter Group (A)= (A)(1)+(A)(2)	10	1846700	1716070	64.27	64.27	0	0.00
(B)	Public shareholding							
1	Institutions							
(a)	Mutual Funds/ UTI	0	0	0	0.00	0.00	0	0.00
(b)	Financial Institutions/ Banks	1	6000	0	0.21	0.21	0	0.00
(c)	Central Government/ State Government(s)	0	0	0	0.00	0.00	0	0.00
(d)	Venture Capital Funds	0	0	0	0.00	0.00	0	0.00
(e)	Insurance Companies	0	0	0	0.00	0.00	0	0.00
(f)	Foreign Institutional Investors	0	0	0	0.00	0.00	0	0.00
(g)	Foreign Venture Capital Investors	0	0	0	0.00	0.00	0	0.00
(h)	Any Other (specify)	0	0	0	0.00	0.00	0	0.00
(h-i)		0	0	0	0.00	0.00	0	0.00
(h-ii)		0	0	0	0.00	0.00	0	0.00
	Sub-Total (B)(1)	1	6000	0	0.00	0.21	0	0.00
B 2	Non-institutions							
(a)	Bodies Corporate	5	176300	0	6.14	6.14	0	0.00
(b)	Individuals	0	0	0	0.00	0.00	0	0.00
	Individuals -i. Individual shareholders holding nominal share capital up to Rs 1 lakh							
I		226	844300	3900	29.38	29.38	0	0.00
	ii. Individual shareholders holding nominal share capital in excess of Rs. 1 lakh.	0	0	0	0.00	0.00	0	0.00
(c)	Any Other (specify) - Clearing Member	0	0	0	0.00	0.00	0	0.00
(c-i)		0	0	0	0.00	0.00	0	0.00
(c-ii)		0	0	0	0.00	0.00	0	0.00



	Sub-Total (B)(2)	231	1020600	3900	35.52	35.52	0	0.00
(B)	Total Public Shareholding (B)= (B)(1)+(B)(2)	232	1026600	3900	35.73	35.73	0	0.00
	TOTAL (A)+(B)	242	2873300	1719970	100.00	100.00	0	0.00
(C)	Shares held by Custodians and against which Depository Receipts have been issued	0	0	0	0.00	0.00	0	0
	GRAND TOTAL (A)+(B)+(C)	242	2873300	1719970	0.00	100.00	0	0.00



Sr.No	Notes
1	The Company has forfeited 2138400 Equity Shares in the meeting of Board of Directors held on 24-03-2001 in terms of Articles of Association of the Company in consequences of having failed to pay Calls due thereon 12/03/2001
2	
3	
4	
5	
6	
7	
8	
9	



D)(b) Statement showing holding of securities (including shares, warrants, convertible securities) of persons belonging to the category "Promoter and Promoter Group"


Sr. No.	Name of the shareholder	Details of shares held		Encumbered Shares(*)			Detail of warrants		Details of convertible securities		Total shares (including underlying shares assuming full conversion of warrants and convertible securities) as a % of diluted share capital
		Number of shares held	As a % of grand total (A)+(B)+(C)	No.	As a percentage	As a % of grand total (A)+(B)+(C) of sub-clause (I)(a)	Number of warrants held	As a % total number of warrants of the same class	Number of convertible securities held	As a % total number of convertible securities of the same class	
(I)	(II)	(III)	(IV)	(V)	(VI)=(V)/(III)*100	(VII)	(VIII)	(IX)	(X)	(XI)	(XII)
1	SUNIL CHANDRA	315910	10.99	0	0.00	0.00	0	#DIV/0!	0	#DIV/0!	315910
2	SUDHIR CHANDRA	300460	10.46	0	0.00	0.00	0	#DIV/0!	0	#DIV/0!	300460
3	SUMESH CHANDRA	181100	6.30	0	0.00	0.00	0	#DIV/0!	0	#DIV/0!	181100
4	VIJAY LAXMI	451500	15.71	0	0.00	0.00	0	#DIV/0!	0	#DIV/0!	451500
5	SURESH KUMAR BHATIA	141500	4.92	0	0.00	0.00	0	#DIV/0!	0	#DIV/0!	141500
6	KAVITA CHANDRA	129500	4.51	0	0.00	0.00	0	#DIV/0!	0	#DIV/0!	129500
7	ALKA CHANDRA	121100	4.21	0	0.00	0.00	0	#DIV/0!	0	#DIV/0!	121100
8	NIRMAL GUPTA	60000	2.09	0	0.00	0.00	0	#DIV/0!	0	#DIV/0!	60000
9	SIGMA TRADERAS PVT LTD	130630	4.55	0	0.00	0.00	0	#DIV/0!	0	#DIV/0!	130630
10	SMIRITI GUPTA	15000	0.52	0	0.00	0.00	0	#DIV/0!	0	#DIV/0!	15000
TOTAL		1846700	64.27	0	0.00	0.00	0	#DIV/0!	0	#DIV/0!	1846700

(*) The term "encumbrance" has the same meaning as assigned to it in regulation 28(3) of the SAST Regulations, 2011



(I)(c)(i) Statement showing Shareholding of securities (including shares, warrants, convertible securities) of persons belonging to category "Public" and holding more than 1% of the total number of shares

Sr. No.	Name of the shareholder	Number of shares held	Shares as a percentage of total number of shares (i.e., Grand Total (A)+(B)+(C) indicated in Statement at para (I)(a) above)	Details of warrants		Details of convertible securities		Total shares (Including underlying shares assuming full conversion of warrants and convertible securities as a % of diluted share capital
				Number of warrants held	As a % total number of warrants of the same class	Number of convertible securities held	% w.r.t. total number of convertible securities of the same class	
1	RELIANT FINLEASE PVT LTD	39200	1.36	0	#DIV/0!	0	#DIV/0!	39200
2	EXULT FINANCE PVT LTD	100000	3.48	0	#DIV/0!	0	#DIV/0!	100000
3	RELIABLE FINCAP PVT LTD	33100	1.15	0	#DIV/0!	0	#DIV/0!	33100
4	PUKHRAJ JAIN	50000	1.74	0	#DIV/0!	0	#DIV/0!	50000
5	HARISH PUNJABI	75000	2.61	0	#DIV/0!	0	#DIV/0!	75000
6	AJAY JAIN	100000	3.48	0	#DIV/0!	0	#DIV/0!	100000
7	DEEPAK SHAH	75000	2.61	0	#DIV/0!	0	#DIV/0!	75000
8	KANTILAL B SHAH	100000	3.48	0	#DIV/0!	0	#DIV/0!	100000
TOTAL		572300	19.92	0	#DIV/0!	0	#DIV/0!	572300




(I)(c)(ii) Statement showing holding of securities (including shares, warrants, convertible securities) of persons (to PAC) belonging to the Category "Public" and holding more than 5% of the total number of shares of the

Sr. No.	Name(s) of the shareholder(s) and the Persons Acting in Concert (PAC) with them	Number of shares	Shares as a percentage of total number of shares (i.e., Grand Total (A)+(B)+(C) indicated in Statement at para (I)(a) above)	Details of warrants		Details of convertible securities		Total shares (including underlying shares assuming full conversion of warrants and convertible securities as a % of diluted share capital
				Number of warrants held	As a % total number of warrants of the same class	Number of convertible securities held	% w.r.t. total number of convertible securities of the same class	
TOTAL		0	0	0	#DIV/0!	0	#DIV/0!	0




(1)(d) Statement showing details of locked-in shares

Sr. No.	Name of the shareholder	Number of locked-in shares	Locked-in shares as a percentage of total number of shares (i.e., Grand Total (A)+(B)+(C) indicated in Statement at para (1)(a) above)
1		0	0.00
2		0	0.00
3		0	0.00
4		0	0.00
5		0	0.00
6		0	0.00
7		0	0.00
8		0	0.00
9		0	0.00
		0	0.00
		0	0.00
TOTAL		0	0.00



(II)(a) Statement showing details of Depository Receipts (DRs)

Sr. No.	Type of outstanding DR (ADRs, GDRs, SDRs, etc.)	Number of outstanding DRs	Number of shares underlying outstanding DRs	Shares underlying outstanding DRs as a percentage of total number of shares (i.e., Grand Total (A)+(B)+(C) indicated in Statement at para (I)(a) above)
1				0.00
2				0.00
3				0.00
4				0.00
5				0.00
6				0.00
7				0.00
8				0.00
9				0.00
				0.00
				0.00
TOTAL		0	0	0.00



(II)(b) Statement showing holding of Depository Receipts (DRs), where underlying shares held by "promoter/ promoter group" are in excess of 1% of the total number of shares

Sr. No.	Name of the DR Holder	Type of outstanding DR (ADRs, GDRs, SDRs, etc.)	Number of shares underlying outstanding DRs	Shares underlying outstanding DRs as a percentage of total number of shares (i.e., Grand Total (A)+(B)+(C) indicated in Statement at para (I)(a) above)
1			0	0.00
2			0	0.00
3			0	0.00
4			0	0.00
5			0	0.00
6			0	0.00
7			0	0.00
8			0	0.00
9			0	0.00
			0	0.00
			0	0.00
TOTAL			0	0.00

