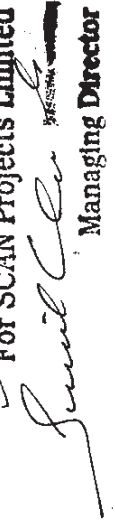



Introductory sub-table 1(a)

Name of the Company: SCAN PROJECTS LIMITED (FORMERLY KNOWN AS "AMBALA CEMENTS LIMITED")			
Scrip Code, Name of the scrip, class of security: 531797, EQUITY SHARES, EQUITY			
Quarter ended: 31/12/2012			
Partly paid-up shares:-	No. of partly paid-up shares	As a % of total paid-up shares	As a % of total no. of shares of the company
Held by promoter/promoter group	0	0	0
Held by public	0	0	0
Total - D	0	0	0
Outstanding convertible securities:- No. of outstanding securities			
		As a % of total no. of outstanding convertible securities	As a % of total no. of shares of the company, assuming full conversion of the convertible securities
Held by promoter/promoter group	0	0	0
Held by public	0	0	0
Total - E	0	0	0
Warrants:-			
		As a % of total no. of warrants	As a % of total no. of shares of the company, assuming full conversion of warrants
Held by promoter/promoter group	0	0	0
Held by public	0	0	0
Total - F	0	0	0
Total paid-up capital of the company, assuming full conversion of warrants and convertible securities			
			2873300
			100

For SCAN Projects Limited

 Managing Director

Statement Showing Shareholding Pattern

Category of Shareholder		Table (I)(a)						
Category code	Number of Shareholders	Total number of shares	Number of shares held in dematerialized form	Total shareholding as a percentage of total number of shares	As a percentage of (A+B) ¹	As a percentage of (A+B+C)	Number of shares	Shares Pledged or otherwise encumbered
	(III)	(IV)	(V)	(VI)	(VII)	(VIII)	(IX) = (VIII)/(IV)*100	
1	(A)	Shareholding of Promoter and Promoter Indian						
(a)								
		14	1696070	1007470	59.03	59.03	0	0.00
(b)								
		0	0	0	0.00	0.00	0	#DIV/0!
(c)		2	150630	0	5.24	5.24	0	0.00
(d)		0	0	0	0.00	0.00	0	#DIV/0!
(e)		0	0	0	0.00	0.00	0	#DIV/0!
(e-i)								
(e-ii)								
		16	1846700	1007470	64.27	64.27	0	0.00
2	(A)	Foreign						
a								
		0	0	0	0.00	0.00	0	#DIV/0!
b		0	0	0	0.00	0.00	0	#DIV/0!
c		0	0	0	0.00	0.00	0	#DIV/0!
d		0	0	0	0.00	0.00	0	#DIV/0!
d-i								
d-ii								
		0	0	0	0.00	0.00	0	#DIV/0!
		16	1846700	1007470	64.27	64.27	0	0.00


 For SCAN Projects Limited
 Managing Director

Sr.No	Notes
1	Note: The Company has forfeited 2138400 Equity Shares in the Meeting of Board of Directors held on 24 - 03 - 2001 in terms of Articles of Association of the Company in consequences of having failed to pay Calls due thereon 12/03/2001.
2	
3	
4	
5	
6	
7	
8	
9	

For SCAN Projects Limited

Sunit Chandra
Managing Director

(1)(b) Statement showing holding of securities (including shares, warrants, convertible securities) of persons belonging to the category "Promoter and Promoter Group"

Sr.	Name of the shareholder	Details of Shares held		Encumbered shares (*)			Details of warrants		Details of convertible securities		Total shares (including underlying shares assuming full conversion of warrants and convertible securities) as a % of diluted share capital
		Number of shares held	As a % of grand total (A)+(B)+(C)	No.	As a percentage	As a % of grand total (A)+(B)+(C) of sub-clause (I)(a)	Number of warrants held	As a % total number of warrants of the same class	Number of convertible securities held	As a % total number of convertible securities of the same class	
No.	(i)	(ii)	(iii)	(iv)	(v) $(v) = (v)/(iii) * 100$	(vi)	(viii)	(ix)	(x)	(xi)	(xii)
1	SUNIL CHANDRA	315910	10.99	0	0.00	0.00	0	#DIV/0!	0	#DIV/0!	315910
2	SUDHIR CHANDRA	300460	10.46	0	0.00	0.00	0	#DIV/0!	0	#DIV/0!	300460
3	SUMESH CHANDRA	181100	6.30	0	0.00	0.00	0	#DIV/0!	0	#DIV/0!	181100
4	VIJAY LAXMI	451500	15.71	0	0.00	0.00	0	#DIV/0!	0	#DIV/0!	451500
5	SURESH KUMAR BHATIA	6000	0.21	0	0.00	0.00	0	#DIV/0!	0	#DIV/0!	6000
6	JAWAHAR LAL BHATIA	6000	0.21	0	0.00	0.00	0	#DIV/0!	0	#DIV/0!	6000
7	KRISHAN KUMAR	141500	4.92	0	0.00	0.00	0	#DIV/0!	0	#DIV/0!	141500
8	RAJESH KUMAR	12000	0.42	0	0.00	0.00	0	#DIV/0!	0	#DIV/0!	12000
9	UTTAM KUMAR	16000	0.56	0	0.00	0.00	0	#DIV/0!	0	#DIV/0!	16000
10	UTTAM KUMAR	16000	0.56	0	0.00	0.00	0	#DIV/0!	0	#DIV/0!	16000
11	KAVITA CHANDRA	95500	3.32	0	0.00	0.00	0	#DIV/0!	0	#DIV/0!	95500
12	ALKA CHANDRA	99100	3.45	0	0.00	0.00	0	#DIV/0!	0	#DIV/0!	99100
13	NIRMAL GUPTA	40000	1.39	0	0.00	0.00	0	#DIV/0!	0	#DIV/0!	40000
14	SIGMA TRADERS PVT. LTD.	130630	4.55	0	0.00	0.00	0	#DIV/0!	0	#DIV/0!	130630
15	GURU DEV SECURITIES LTD.	20000	0.70	0	0.00	0.00	0	#DIV/0!	0	#DIV/0!	20000
16	SMRITI GUPTA	15000	0.52	0	0.00	0.00	0	#DIV/0!	0	#DIV/0!	15000
	TOTAL	1846700	64.27	0	0.00	0.00	0	#DIV/0!	0	#DIV/0!	1846700

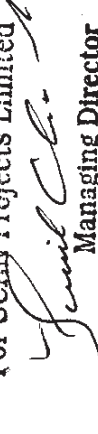
(*) The term "encumbrance" has the same meaning as assigned to it in regulation 28(3) of the SAST Regulations, 2011

For SCAN Projects Limited


Managing Director

(II)(a) Statement showing details of Depository Receipts (DRs)


Sr. No.	Type of outstanding DR (ADRs, GDRs, SDRs, etc.)	Number of outstanding DRs	Number of shares underlying outstanding DRs	Shares underlying outstanding DRs as a percentage of total number of shares {i.e., Grand Total (A)+(B)+(C) indicated in Statement at para (I)(a) above}
1				0.00
2				0.00
3				0.00
4				0.00
5				0.00
6				0.00
7				0.00
8				0.00
9				0.00
TOTAL		0	0	0.00

For SCAN Projects Limited

 Managing Director

(II)(b) Statement showing holding of Depository Receipts (DRs), where underlying shares held by "promoter/promoter group" are in excess of 1% of the total number of shares

Sr. No.	Name of the DR Holder	Type of outstanding DR (ADRs, GDRs, SDRs, etc.)	Number of shares underlying outstanding DRs	Shares underlying outstanding DRs as a percentage of total number of shares {i.e., Grand Total (A)+(B)+(C) indicated in Statement at para (I)(a) above}
1				0.00
2				0.00
3				0.00
4				0.00
5				0.00
6				0.00
7				0.00
8				0.00
9				0.00
TOTAL			0	0.00

For SCAN Projects Limited


Managing Director